


Job Name	Type
Comments	Quantity

Specifications



Safe Thermally Protected UL Listed for Damp Location All IC Housings are Approved for Use in Direct Contact with Insulation

Junction Box with Integral Romex Connector Quick Push and Lock Connector and Branch through Circuit Wiring with 4 in, 4 out #12 Wire, Saves Installation Time

Breakaway Flange Easy Retrofit for Use in Existing Ceilings and Remodel Applications

Features Aluminum

Housing Adjustment Housing Adjusts Vertically for Various Ceiling Thicknesses

Integral Captive Nail Nails Included for Fast Easy Installation

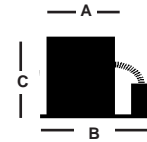
Adjustable Socket Plate Adjustable Socket Assembly Provides Flexibility in Lamping Options and Precise Lamp Placement with Various Trims.

Bar Hanger Bar Hangers Easily Extend and Will Not Fall Out of Plaster Flange, Providing Sturdy Installation.

Bar Hanger Locking Tabs Squeeze Tabs with Pliers to Lock Bar Hangers into Place.



One Class P HPF Electronic Ballast
Energy Star Compliant



ITEM NO.	A	B	C
1177LE	6 1/8"	7 5/8" x 10 1/2"	7 1/2"
1178LE	6 1/8"	7 5/8" x 10 1/2"	7 1/2"

Compact Fluorescent Light Bulbs Available:


97040 Spiral - 13 Watt - 1177LE only

97047 Quad- 13 Watt - 1177LE only

97045 Spiral - 26 Watt - 1178LE only

97046 Twin Tube - 26 Watt - 1178LE Only

Trims Available:



SEE TRIM PAGE FOR TRIM SPECIFICATIONS

All Products Shown Are U.L. Listed And Meet NEC When Housings And Trims Are Used As Specified

LIGHT BULB DATA

120V Compact Fluorescent

Catalog Number	Bulb Type	Base Type	Pin	Watts Rated	Rated Life (Hours)	Approx. Light (Lumen)	Approx. Color (Temp °K)	CRI
97040	Spiral	GX24q-1	4	13	10,000	860	2,700	82
97047	Quad	GX24q-1	4	13	10,000	860	2,700	82
97045	Spiral	GX24q-3	4	26	10,000	1600	2,700	82
97046	Twin tube	GX24q-3	4	26	10,000	1600	2,700	82